

Establishment of Investment after Manufacturing Natural Remedy for Blood Circulation Virus Killing Immune Oncology Cured Natural Substance Manufacturing World and Business

Kim E Rang*

Principal Investigator, Human Blood Virus Institute, 942 Jumunjin Gangneug Gangwondo Republic of Korea

Article Information

Article Type: Rapid Communications**Journal Type:** Open Access**Volume:** 1 **Issue:** 1**Manuscript ID:** SWJCS-1-102**Publisher:** Science World Publishing**Received Date:** 11 February 2019**Accepted Date:** 04 March 2019**Published Date:** 08 March 2019***Corresponding author:****Kim E Rang**

Principal Investigator

Human Blood Virus Institute

942 Jumunjin Gangneug Gangwondo Republic of Korea

Citation: Kim E Rang (2019), Establishment of Investment after Manufacturing Natural Remedy for Blood Circulation Virus Killing Immune Oncology Cured Natural Substance Manufacturing World and Business. Sci World J Cancer Sci Ther, 1(1); 1-7

Copyright: © 2019, Kim ER. This is an open-access article distributed under the terms of the Creative Commons Attribution 4.0 international license, which permits unrestricted use, distribution and reproduction in any medium, provided the original author and source are credited.

Subject

Non-toxic human blood virus cure substance. Suggestion about the use of natural materials.

INTRODUCTION

Cooperation with the world for the development of therapeutic substances and true dedication to natural healing, Non-toxic human blood virus cure substance. Suggestion about the use of natural materials. Traditional medicine biotechnology research, can the following information be the source of AIDS and various cancer prevention and treatment vaccine manufacturing? Now you need to make HIV, HCV, HBV preventive and therapeutic vaccines.

Accurate Treatment of Severe Cirrhosis

Proposals for collaborative research and collaboration Pre-clinical studies in each country, studies for clinical cooperation and commercial approval.

Cell Immune Therapy

An Innovative Vaccine Adjuvant Platform Study Natural Killer's Materials - Sterilized Vaccine Cell Therapy Mechanism. We all know the cause, progression and outcome of cirrhosis. You can see lots of good ingredients and foods in cirrhosis from the classics. On the internet with various cancer patients. The only way to regenerate hepatitis and cirrhosis is to treat hepatitis. However, it is a reality that hardened data of adultery started with hepatitis (type B, type C) can-not be found.

Hepatitis is a chronic cirrhosis of blood and organ damage caused by viral replication and proliferation over a long period of time. This process also involves the same damage to the human body caused by HIV replication. It also includes mutations and variant viruses from the human body using hepatitis viruses and AIDS virus antiviral agents. The liver tissue cell is the original liver tissue cell without deformation of the cell at birth,

How infiltrated can the cellular dysfunction cause inflammation after infection with the virus?

If we can completely kill the virus that causes inflammation in our bodies. Observe the cirrhosis progression of hepatitis (type B and C supplements). Once a human infection of the blood-borne virus begins, the invading virus first attacks the human immune system. It is not clear how much human evolution is, but the white blood cell's immune cell death has begun to take place in the war against the blood-borne virus that was attacked for the first time.

Blood production works every minute, but immune cell death also works every moment, so immune cell mortality is much faster than blood production rate, which can confirm a rapid decrease in immune cells. In particular, the rate of progression of AIDS (type 2) immune cell decline can be determined by the replication and proliferation of viruses and the decline of CD4 / 8 (Human immune cells).

The AIDS 2 Type is a Typical Mutant and Variant Virus

Recovery of normal levels of platelet count, reduction of CD-4/8 levels and barometer of cirrhosis, you can create a mechanism to heal the complete killing of blood-borne viruses. CD4 + helper and CD8 + cell lysis T cell repair is a natural process. Only food you eat daily can kill blood-borne viruses completely. This is a natural improvement in antibody production after the virus is completely dead. Chemicals can never make human platelets. Platelet production plays an important role in healthy food intake. This process is a mysterious mechanism of the human body. The medical and scientific community can not deny this.

It is the realm of God

Human body structure helps the immune system regenerate the normal immune system. Natural foods extracted from natural foods can be checked by blood tests one month after platelet intake. CD-4/8 numerical improvement can be confirmed in about 3 months. This is why the combined infection virus (HIV, HBV, HCV, HIV + HCV, HIV + HBV, HBV + HCV) can also be treated. It is a complete healing mechanism.

Chemically bonded substances do not produce human immune cells and platelets. Food intake for immune cell growth is more than five meals a day, three meals a day. Immune cells that can be treated after infection are possible. Then how do you compress the food you eat? Are substances such as floods an important source of information about the body and its data?

It is not difficult to have the truly necessary difficulties to relieve the suffering of the sufferings that we can quote, follow and contact with the content of the various sites. The hometown of natural food healing substances is found in many natural forms in countries such as South Korea, North Korea, China, India, the United States and Canada.

The reality of neighbouring countries. From 2,000 BC to the use of Chinese medicine, basil, natural products,

They have not yet been able to make a cure for infectious viral diseases that are blood-borne mediators.

In natural products, blood-borne virus remedies first made it in Korea. The patent application has not yet been filed. Domestic and international patents are registered at important times. The production of antibody adjuvants and the use of antibodies is a natural progression. When infected with HIV, you can develop vaccines and produce white blood cells.

We propose cooperation and cooperation of the following contents.

1. Preclinical and clinical collaborations for commercial approval of health functional foods for the treatment of human blood-borne viral diseases.

Anti-HBc	Pos	11.64 copies/mL
Anti-HBs	Pos	11.8 copies/mL

This antibody blood concentration can be different from person to person.

2. Manufacture of therapeutic vaccines using recovered blood antibody cells and liver tissue cells after viral infection.

“This is an important development in the development of antibody-based HIV vaccines”. Proposal of HIV prevention and treatment vaccine manufacturing cooperation using recovered blood antibody basic cells 3 - 6 months later HIV infection 1-2 years CD-4/8 values can be monitored for rapid decline.

Cell Marker	Study - CD8	35.6
Cell Marker	Study - CD4	20.5

“Immunological conversion” of HIV-AID patients requires 6 to 24 months of treatment time. If CD-4/8, platelets are restored normally, the vaccine can be manufactured. AIDS virus killing substance is the mineral of hot water extract of natural life. The preparation of the agent may take various forms.

Examples of Co-infection

HIV + HBV, HIV + HCV voice solution. It takes the most time to completely clear the HBV virus. Using the blood antibodies formed after the complete death of the AIDS virus, We propose the manufacture of therapeutic vaccines based on weakened AIDS virus-based cells.

We look forward to your careful decision.

AIDS is a viral death due to platelet enhancement. HIV is highly variable. Due to the ability of the virus to quickly respond to the pressure imposed by the immune system, the virus population of infected individuals generally evolves to avoid two major cancers of the adaptive immune system. Humoral (Antibody-Mediated) and Cellular (Mediated by T cells) immunity.

We have solved the two problems above. We have developed a solution of natural materials dissolved in hot water extraction natural materials. The reason is that it is an unknown measure of how many people will be cured.

The decline of the human immune system after viral infection (CD-4/8, platelets) has caused pain and difficulty in many parts of our body. If you use this food for 2 months, you can see the beginning of CD-4/8, platelet recovery, regenerated from a blood test.

In other words, platelet count and immune cell growth can help to start the death of AIDS and normal growth of immune cells can confirm its promotion. We can see deaths due to tick platelet reduction during outdoor activities. This platelet is very important for maintaining the human body and can confirm the importance of blood. Sick blood and normal organs start over.

The food provided does not conflict with lifestyle, drugs, injections, other foods, behaviours and habits. It is a very safe and pure natural food. The AIDS virus immediately begins to die.

You can recover from the reality of distant immune cells after infection of a human viral disease.

Cell Marker	Study - CD8	30.00 Below figures
Cell Marker	Study - CD4	30.00 Below figures

This food does not interfere with chemicals, injections, antivirals, behaviour or habits. Pure natural foods allow the normal recovery of the immune system to regenerate to the normal level of blood and the organs infected with the virus. It means a cure for “immunological conversion” in the medical community.

Global Research Project

Human Blood Spread (HIV, HCV, HBV) Viruses are completely deadly Invest in the manufacture of natural product. Attachment after blood virus infection 47 ~ 52 years, “Immunological conversion” is a record of three people cure hospitals. Let’s be with the investment company about production, manufacture and sale in China.

수신자명	집수번호	44-20120928-0451	의뢰기관	한마음내과의원
의뢰과	내과	치료번호	의뢰의사명	진학규
병동	주인등록번호	*****	나이/성별	45/M
검체채취일	검사 의뢰일	2012-09-28	기타	
검체종류	Serum			

보검번호	검 사 명	결 과	참 고 치
C3720	Total Bilirubin	0.61	0.20 ~ 1.40 mg/dL
C3721	Direct Bilirubin	0.18	≤0.50 mg/dl
B2570	AST (SGOT)	H 62	≤40 IU/L
Note : 결과가 용혈되었으므로 참고하십시오.			
B2580	ALT (SGPT)	44	≤45 IU/L
B2602	Alkaline Phosphatase	64	25 ~ 129 IU/L
C4854006	HBV realtime PCR정량	본 검사는 전문가가 검증했습니다. (전문가번호 899 경민성)	
	HBV(IU/mL)	8.18E+02	Below 20 IU/mL
	HBV(Copies/mL)	4.76E+03	Below 116 Copies/mL 검사보고 완료입니다.


검사자 서한익 MT(제 3577호) 보고자 오귀영 MD(전문가번호 제 607호) 23108 포 검사실은 대한진단검사학회(BKSLM) 및 CAP의 인정 인증을 받은 우수검사실로서 검사결과의 정확성 및 신뢰성을 보증합니다.			
서울특별시 중랑구 노량진동 19-6번지 대우전세 0220102-4000 FAX 0220102-4047	 에이원의료재단 Reference Laboratory	www.eonelab.co.kr 검사기관기호 : 11357541	

Figure 2: Be dangerous virus levels three months

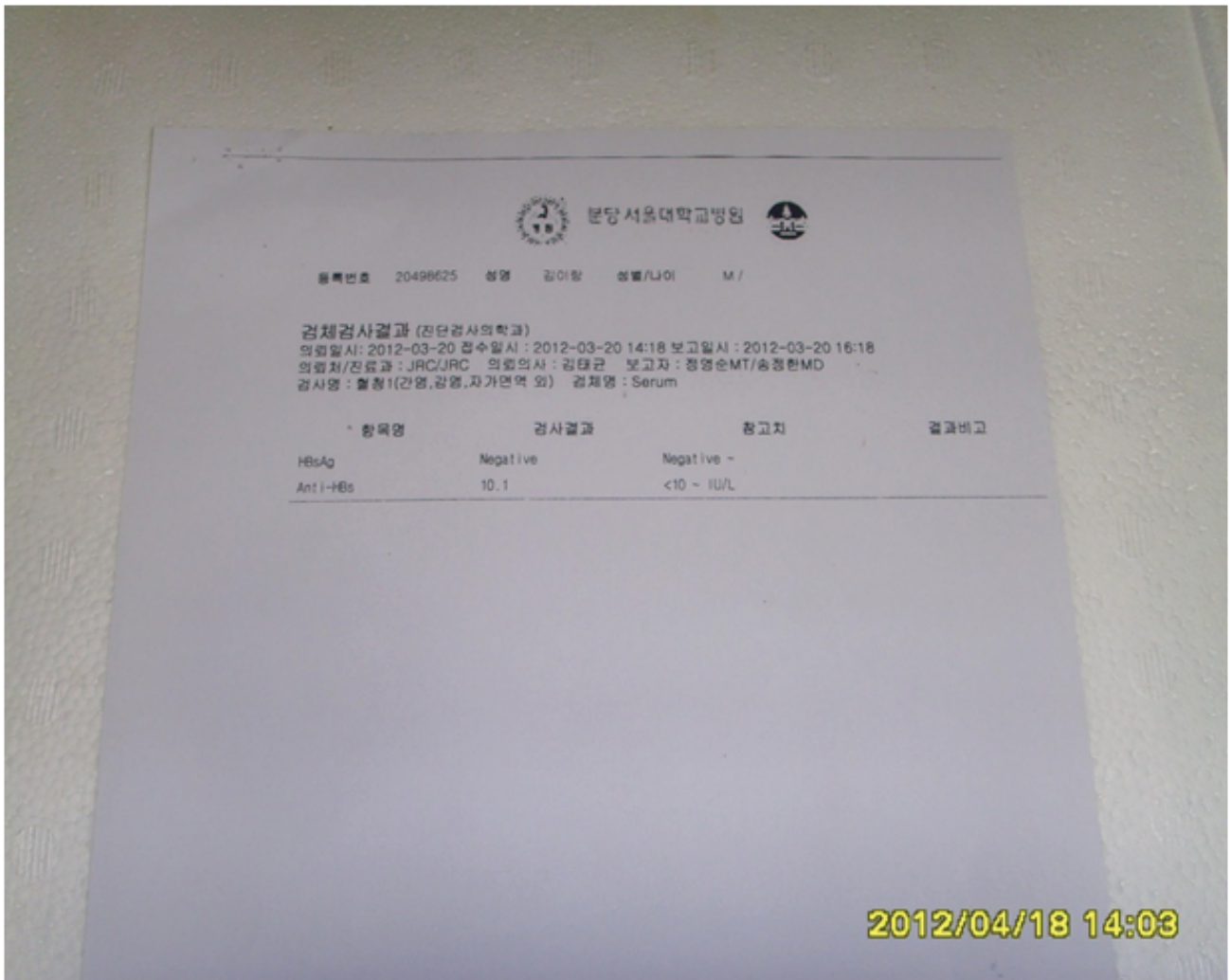


Figure 3: Seoul National University Hospital cured recording paper

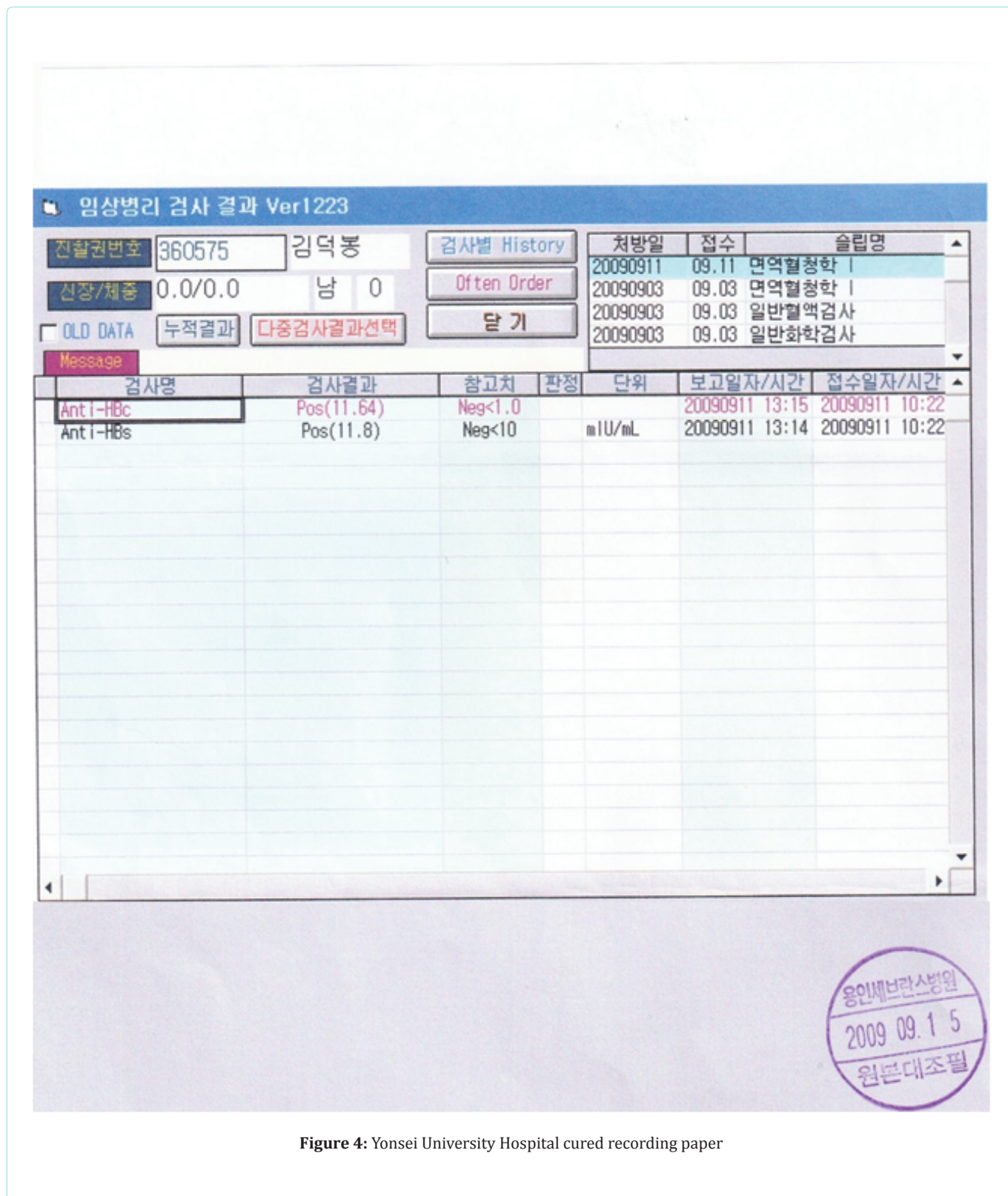


Figure 4: Yonsei University Hospital cured recording paper

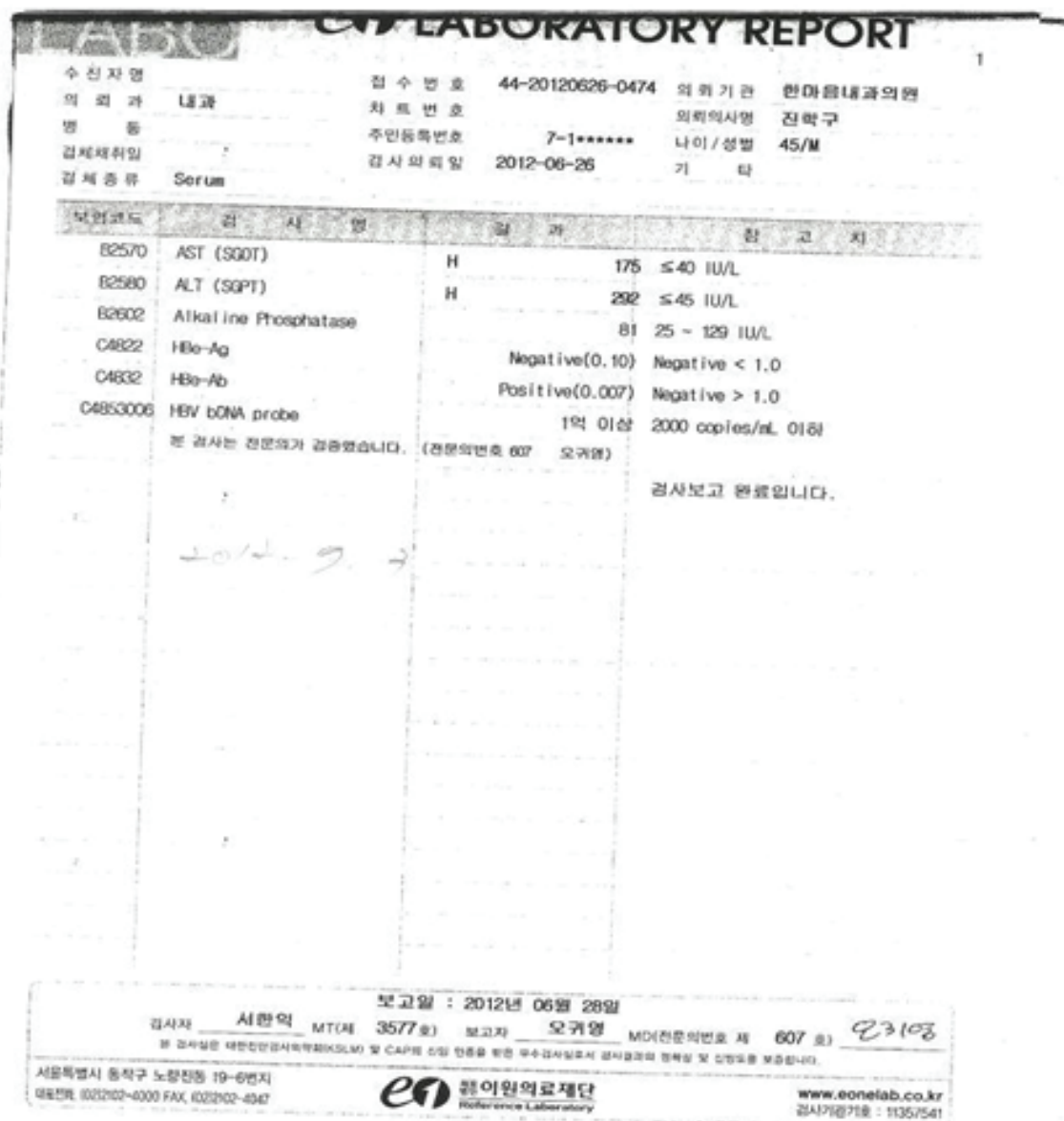


Figure 5: Drink before viral

